



ELEMENT 500

COOL UNDER PRESSURE. CLEAR IN ANY WEATHER.

Built for the Elements. Made for Impact.

2025 ELEMENT 500 SERIES: FIXED OUTDOOR LED BY ATS-PRO



Flexible Sizes

The LED panel offers flexible sizing options, including 1000×1000mm, 1000×750mm, 1000×500mm, and 500×750 allowing for versatile configurations to suit various installation needs. This adaptability ensures seamless integration into different display environments.



Energy Efficiency

Lower carbon emissions for a greener, more sustainable solution. The panel operates with stability and reliability, featuring a self-contained heat dissipation system that eliminates the need for additional cooling equipment—promoting energy efficiency and environmental responsibility.



Exceptional Engineering: Heat Dissipation

Aluminum module chassis and panel frame accelerates heat dissipation. Air convection design helps air circulation inside the panel and keeps the balance of the air pressure inside the PSU. Heat sink design for module chassis and power supply unit improves heat dissipation considerably. White color frame can reflect the sunlight to reduce the heat generated in the panel.







Protection grade IP66

Built for reliable waterproof performance, our panel features sealed connectors between modules and frame to prevent water ingress. Outdoor-rated power and data cables are routed through the bottom for stable, secure transmission, while a built-in drainage hole prevents water accumulation, enhancing durability in all weather conditions. With self-contained heat dissipation requiring no additional equipment, and energy-saving technology that supports lower carbon emissions, this series ensures stable, eco-friendly operation built to last.

Air Convection Design for PSU


The panel features an advanced air dissipation system designed to regulate internal temperature and prevent moisture buildup. Its air convection design promotes steady airflow, ensuring balanced air pressure inside the power supply unit (PSU). Heat sink elements integrated into the module chassis and PSU significantly enhance heat dissipation. The white frame helps reflect sunlight, minimizing heat absorption, while dual ventilation holes on each side of the PSU maintain air pressure balance, preventing condensation when the ambient temperature drops.






Perfect Corners

Create seamless corner and cube-shaped LED displays with precision-engineered cabinets, delivering smooth, continuous visuals for a polished, professional finish.





Rounded Corners Option

Engineered for impact, our panels feature precision-rounded corners. The flawless corner design ensures smooth transitions and uninterrupted visual effects, making it perfect for bold, dynamic corner or wraparound installations. Whether viewed up close or from a distance, every angle delivers a seamless, professional finish that sets your display apart.



CCES Technology Option

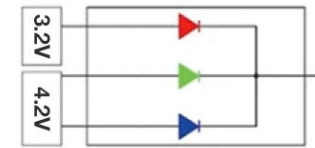
CCES is abbreviate for Common Cathode Energy Saving technology.

Benefits:

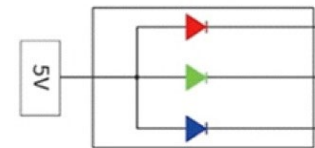
Accurate electricity distribution for RGB LED chips to save energy and lower the power consumption by more than 30%.

Less heat generated from electrical components prolongs the lifespan of the panel.


With a lower temperature inside the panel, electrical components can work more stably to provide better video quality.



Common Cathode Aluminum LED Display



Conventional LED Display



Built for Safety. Ready for the Outdoors.

Engineered with materials compliant to UL 94 5VB fire-resistance standards, our LED panels deliver peace of mind alongside stunning visuals. Whether installed in stadiums, transit hubs, or high-traffic outdoor environments, you can trust our technology to perform safely—even under demanding conditions.



Specifications

ATS-PRO Element 500 Series LED panel shown.

Specifications	EL500P3*	EL500P4	EL500P6	EL500P8	EL500P10
LED Type	SMD1921	SMD1921	SMD2727	SMD2727	SMD2727
Pixel Pitch (mm)	3.9	4.8	6.2	8.3	10.4
Panel Dimensions (W*H)/(mm)	500x1000x81.5 500x750x81.5 500x500x81.5	500x1000x81.5 500x750x81.5 500x500x81.5	1000x1000x81.5 1000x750x81.5 1000x500x81.5	1000x1000x81.5 1000x750x81.5 1000x500x81.5	1000x1000x81.5 1000x750x81.5 1000x500x81.5
Pixel Per Panel	128x256 128x192 128x128	128x256 128x192 128x128	160x160 160x120 160x80	120x120 120x90 120x60	96x96 96x72 96x48
Panel Weight (kg/m²)	27	27	27	27	27
Panel Material	Aluminum	Aluminum	Aluminum	Aluminum	Aluminum
Module Dimensions (W*H)/(mm)	500mm x 250mm	500mm x 250mm	500mm x 250mm	500mm x 250mm	500mm x 250mm
Brightness (nit)	5,500-7,000	5,500-7,000	5,500-7,000	6,000-7,500	6,000-7,000
Refresh Rate (Hz)	3,840Hz	3,840Hz	3,840Hz	3,840Hz	3,840Hz
Grayscale (bit)	14-16 bit	14-16 bit	14-16 bit	14-16 bit	14-16 bit
Contrast Ratio	10,000:1	10,000:1	10,000:1	10,000:1	10,000:1
Color Temperature (K)	8,000	8,000	8,000	8,000	8,000
Viewing Angle (H/V) (°)	H-160°, V/Up-30°, V/Down-60°	H-160°, V/Up-30°, V/Down-60°	H-160°, V/Up-30°, V/Down-60°	H-160°, V/Up-30°, V/Down-60°	H-160°, V/Up-30°, V/Down-60°
Driving Type	16 scan	5 scan	5 scan	3 scan	2 scan
AC Operating Voltage (V)	100-240V	100-240V	100-240V	100-240V	100-240V
Power Consumption (Max./Avg.) (W/m²)	570/171	570/171	570/171	540/162	555/165
Storage Temperature (°C)	-40~+60°C	-40~+60°C	-40~+60°C	-40~+60°C	-40~+60°C
Operating Temperature (°C)	-40~+55°C	-40~+55°C	-40~+55°C	-40~+55°C	-40~+55°C
Storage Humidity (RH)	10%~60%RH	10%~60%RH	10%~60%RH	10%~60%RH	10%~60%RH
Operating Humidity (RH)	10%~95%RH	10%~95%RH	10%~95%RH	10%~95%RH	10%~95%RH
IP Rating (Front/Rear)	IP66	IP66	IP66	IP66	IP66
LED Lifetime (H)	100,000	100,000	100,000	100,000	100,000
Maintenance	Front/Rear	Front/Rear	Front/Rear	Front/Rear	Front/Rear
Panel Installation Type	Fixed	Fixed	Fixed	Fixed	Fixed
Certification	ETL/FCC	ETL/FCC	ETL/FCC	ETL/FCC	ETL/FCC

*Common cathode option. Common cathode and perfect rounded corner options available on select models. Must be confirmed at the time of order. Specifications subject to change. Please contact ATS-Pro for updated specifications.





Masters in the Art of LED

©2025 ATS PRO. ATS PRO is a registered mark of Activate the Space, LLC. Specifications and design are subject to change without notice. Non-metric weights and measurements are approximate. Simulated screen images. All brand, product, service names and logos are trademarks and/or registered trademarks of their respective manufacturers and companies. See [ats-pro.com](https://www.ats-pro.com) for detailed information.

www.ats-pro.com | 800-755-3235

