

HOLLYWOOD
Casino
AT THE MEADOWS



HYATT PLACE parLY LOUNGE



ELEMENT HD

COOL UNDER PRESSURE. CLEAR IN ANY WEATHER.

Built for the Elements. Made for Impact.

2025 ELEMENT HD SERIES: FIXED OUTDOOR LED BY ATS-PRO




Superior Structural Design

Our LED panel features a high-precision die-cast aluminum cabinet, engineered to deliver both outstanding heat dissipation and superior structural integrity. The rigid yet lightweight design ensures precise module alignment, resists deformation over time, and performs reliably in demanding outdoor environments.

With its built-in quick-latch locking system, the cabinet enables direct hanging and assembly without the need for additional costly steel framing — significantly reducing installation complexity, hardware costs, and labor time. Whether wall-mounted or rigged, it's an easier and quicker setup solution.

Internally, the die-cast aluminum module back plays a critical role in promoting natural air convection, helping regulate internal pressure and dispersing heat efficiently at the source. Combined with white exterior frame that reflects sunlight, the design maximizes thermal performance while extending product lifespan. Engineered for strength. Optimized for cooling. Built for the real world.





Protection grade IP66

Built for reliable waterproof performance, the panel features sealed connectors between the modules and frame to prevent water ingress. Outdoor-rated power and data cables are routed through the bottom of the panel, ensuring stable and secure transmission. A drainage hole at the base prevents water accumulation, enhancing durability in all weather conditions.

Built for Safety. Ready for the Outdoors.

Engineered with materials compliant to UL 94 5VB fire-resistance standards, our LED panels deliver peace of mind alongside stunning visuals. Whether installed in stadiums, transit hubs, or high-traffic outdoor environments, you can trust our technology to perform safely—even under demanding conditions.



High Brightness


No matter the environment, high brightness is essential for delivering flawless image clarity and maintaining superior picture quality—even in well-lit spaces or direct sunlight. With brightness levels reaching up to 5,300 nits, this display ensures vivid, impactful visuals in any lighting condition.



No Daisy Chain

The sleek, minimalist design features concealed cabling for a clean, professional appearance that elevates any outdoor installation. Built to withstand the elements, this streamlined look not only enhances visual appeal but also supports reliable performance in demanding outdoor environments.






Outdoor Hanging Option

Expand Your Possibilities with Elevated Impact

Engineered for ease and reliability, the Element HD optional hanging system delivers fast, secure installation—ideal for dynamic outdoor environments. Whether it's a sports bar, resort, theme park, or community center, this solution brings flexibility and efficiency to your LED deployment.

Capable of supporting up to 20 LED panels per column (equivalent to 10 meters in height), the system enables large-scale visual experiences with minimal installation complexity. From seasonal events to permanent outdoor applications, the Element HD hanging option ensures your message is seen—clearly, confidently, and with striking clarity.





Front and Rear Serviceable

Ideal for outdoor installations, the LED panel features both front and rear serviceability, making maintenance quick and convenient regardless of location or mounting style. This dual-access design is especially valuable in outdoor settings where space and accessibility may be limited, ensuring reliable performance with minimal disruption.

Specifications

ATS-PRO Element HD Series LED panel shown.

Specifications	ELHD19	ELHD26	ELHD29
LED Type	SMD1212(GOB)	SMD1212	SMD1515
Pixel Pitch (mm)	1.9	2.6	2.9
Panel Dimensions (W*H)/(mm)	500x500x66	500x500x66	500x500x66
Pixel Per Panel	256x256	192x192	168x168
Panel Weight (kg/m ²)	36	34	34
Panel Material	Die Cast Aluminum	Die Cast Aluminum	Die Cast Aluminum
Module Dimensions (W*H)/(mm)	250mm x 250mm	250mm x 250mm	250mm x 250mm
Brightness (nit)	3,500	4,000	4,500-5,000
Refresh Rate (Hz)	3,840Hz	3,840Hz	3,840Hz
Grayscale (bit)	14-16 bit	14-16 bit	14-16 bit
Contrast Ratio	5,000:1	7,000:1	7,000:1
Color Temperature (K)	8,000	8,000	8,000
Viewing Angle (H/V) (°)	160°/160°	H-160°, V/Up-30°, V/Down-55°	H-160°, V/Up-20°, V/Down-40°
Driving Type	32 scan	24 scan	21 scan
AC Operating Voltage (V)	100-240V	100-240V	100-240V
Power Consumption (Max./Avg.) (W/m ²)	600/210	600/210	600/210
Storage Temperature (°C)	-40~+60°C	-40~+60°C	-40~+60°C
Operating Temperature (°C)	-40~+55°C	-40~+55°C	-40~+55°C
Storage Humidity (RH)	10%~60%RH	10%~60%RH	10%~60%RH
Operating Humidity (RH)	10%~95%RH	10%~95%RH	10%~95%RH
IP Rating (Front/Rear)	IP66	IP66	IP66
LED Lifetime (H)	100,000	100,000	100,000
Module Maintenance	Front/Rear	Front/Rear	Front/Rear
PSU & Other Maintenance	Front/Rear	Front/Rear	Front/Rear
Panel Installation Type	Fixed / Rigging	Fixed / Rigging	Fixed / Rigging
Certification	ETL/FCC	ETL/FCC	ETL/FCC

Specifications subject to change. Please contact ATS-Pro for updated specifications.





Masters in the Art of LED

©2025 ATS PRO. ATS PRO is a registered mark of Activate the Space, LLC. Specifications and design are subject to change without notice. Non-metric weights and measurements are approximate. Simulated screen images. All brand, product, service names and logos are trademarks and/or registered trademarks of their respective manufacturers and companies. See [ats-pro.com](https://www.ats-pro.com) for detailed information.

www.ats-pro.com | 800-755-3235

    @atsproled