

# Taylorleds

# WA Series

Flexible Smooth Curve LED System.  
Custom Designed and Engineered for Creativity.

WA SERIES 1.5mm, 1.8mm, 2.0mm, 2.5mm, 3.0mm

2024 WA SERIES CURVED LED MADE FOR ATS-PRO BY TAYLORLEDS

ATS  
PRO





## Masters in the Art of LED

Welcome to ATS-Pro, the exclusive U.S. distributor for Taylorleds. With nearly two decades of experience in the AV industry, I founded ATS-Pro to bring unmatched expertise and innovation to our clients.

Taylorleds, our esteemed partner, is an innovative joint venture with Absen, excelling in design, R&D, and quality control. Absen, a leading Chinese manufacturer, handles production, ensuring top-notch quality. Together, we present the most advanced LED systems, meticulously crafted for superior performance.

At ATS-Pro, our dedicated account managers, top-tier technical support, and industry thought leaders work tirelessly to help you master the art of LED technology. I invite you to explore our brochures and experience innovation at its finest.

Warm regards,

*Chris Pelzan*





## WA Series: Bendable, Thin & Lightweight LED Panels for Creative Applications

The WA Series offers unmatched flexibility and versatility, featuring bendable, soft LED modules that can be easily shaped to fit unique, three-dimensional designs. With the ability to bend up to 120 degrees and support a tight bending radius of just 12 inches, these ultra-lightweight modules weigh less than 7 ounces and are less than 0.8 inches thick.

This makes them ideal for creating smooth curves and intricate shapes like cylinders, concave, convex, and wave patterns, transforming your spaces with powerful LED lights. Designed for ease of use, the panels feature fast assembly with strong magnets, allowing for quick installations and maintenance.

With three versatile installation options and complete front serviceability, the WA Series is perfect for creative architectural displays. The WA Series allows you to transform your spaces with sensational LED visuals, dynamic performance, and uncompromising reliability.

# Bendable, Thin & Lightweight

One module weighs less than 200 g and is less than 2 cm thick. The module can bend up to 120 degrees and withstand a 10,000 times bending test.



## True Curve

Bendable, soft modules that get you a true curve. Panels are customized to fit virtually any concave and convex applications.





## Front Serviceability

Magnetic modules that support front maintenance of the module, receiving card and PSU.

## Fast Assembly

Complete ready-to-use panel delivery and strong magnets support fast installation.






---

# Customizable Shapes

The WA Series offers various customizable shapes, including cylinder, concave, convex, and wave, allowing for unique and creative display configurations. Whether it's a curved wall, an artistic installation, or an unconventional shape, these panels can adapt to fit your specific design vision.



# Installation Options

## Hanging Bracket



Installation in front or rear according to site conditions.  
Hanging bracket specifically designed for WA Panels.

## Floor Stack

Specifically designed and affordable floor stack for WA is both easy to use and highly reliable.

## Wall Mount

Engineered for seamless WA panel installations, this specialized wall mount system ensures a secure and precise fit.



# Specifications

ATS-PRO WA Series LED panel shown.

Specifications	WA 1.5	WA 1.8	WA 2	WA 2.5	WA 3
LED Type	Black SMD1212	Black SMD1515	Black SMD1515	Black SMD1515	Black SMD1515
Pixel Pitch (mm)	1.58	1.875	2	2.5	3
Panel Dimensions (W*H*D)/(mm)	960 x 720 x 70	960 x 720 x 70	960 x 720 x 70	960 x 720 x 70	960 x 720 x 70
	960 x 600 x 70	960 x 600 x 70	960 x 600 x 70	960 x 600 x 70	960 x 600 x 70
	960 x 480 x 70	960 x 480 x 70	960 x 480 x 70	960 x 480 x 70	960 x 480 x 70
	720 x 720 x 70	720 x 720 x 70	720 x 720 x 70	720 x 720 x 70	720 x 720 x 70
	720 x 600 x 70	720 x 600 x 70	720 x 600 x 70	720 x 600 x 70	720 x 600 x 70
	720 x 480 x 70	720 x 480 x 70	720 x 480 x 70	720 x 480 x 70	720 x 480 x 70
Panel Material	Steel	Steel	Steel	Steel	Steel
Module Dimensions (W*H)/(mm)	240 x 120	240 x 120	240 x 120	240 x 120	240 x 120
Brightness (nit)	600	800	800	800	800
Refresh Rate (Hz)	3840	3840	3840	3840	3840
Gray Scale (bit)	14	14	14	14	14
Viewing Angle (H/V) (°)	160/160	160/160	140/140	140/140	140/140
AC Operating Voltage (V)	100~240	100~240	100~240	100~240	100~240
Storage Temperature (°C)	-40~ + 60	-40~ + 60	-40~ + 60	-40~ + 60	-40~ + 60
Operating Temperature (°C)	-10~ + 40	-10~ + 40	-10~ + 40	-10~ + 40	-10~ + 40
IP Rating (Front/Rear)	IP40/IP21	IP40/IP21	IP40/IP21	IP40/IP21	IP40/IP21
LED Lifetime (H)	100000	100000	100000	100000	100000

Specifications subject to change. Please contact ATS-Pro for updated specifications.







## Masters in the Art of LED

©2024 ATS PRO. ATS PRO is a registered mark of Activate the Space, LLC.  
Specifications and design are subject to change without notice. Non-metric weights  
and measurements are approximate. Simulated screen images. All brand, product,  
service names and logos are trademarks and/or registered trademarks of their  
respective manufacturers and companies. See [ats-pro.com](https://ats-pro.com) for detailed information.

[www.ats-pro.com](https://www.ats-pro.com) | 800-755-3235



@atsproled

---