

Taylorleds


WB Series

High Brightness LED Ticker: Horizontal and Vertical Mounting with No Color Shift.

WB SERIES 1.89mm, 2.4mm, 3.2mm, 4mm

2024 WB SERIES MODULAR INDOOR LED MADE FOR ATS-PRO BY TAYLORLEDS





Masters in the Art of LED


Welcome to ATS-Pro, the exclusive U.S. distributor for Taylorleds. With nearly two decades of experience in the AV industry, I founded ATS-Pro to bring unmatched expertise and innovation to our clients.

Taylorleds, our esteemed partner, is an innovative joint venture with Absen, excelling in design, R&D, and quality control. Absen, a leading Chinese manufacturer, handles production, ensuring top-notch quality. Together, we present the most advanced LED systems, meticulously crafted for superior performance.

At ATS-Pro, our dedicated account managers, top-tier technical support, and industry thought leaders work tirelessly to help you master the art of LED technology. I invite you to explore our brochures and experience innovation at its finest.

Warm regards,

Chris Pelzan



WB Series: The Ideal Solution for Ticker Systems and LCD Panel Replacement


The WB Series is designed to seamlessly integrate into both ticker systems and small-scale LED walls, providing a superior, bezel-free alternative to traditional LCD panels. It features two die-cast aluminum cabinets—Double (2 modules wide) and Triple (3 modules wide)—each module measuring 288mm x 288mm. These modular cabinets can be combined in various configurations to create panels of different widths, ranging from 2 to 5 modules wide.

With 100% front and back serviceability, the WB Series can also be mounted horizontally or vertically, maintaining perfect color uniformity even when rotated 90 degrees. This flexibility allows the WB Series to closely match the dimensions of LCD walls, providing a seamless and visually striking LED solution.

For environments with strong ambient or natural light, the WB Series can be upgraded with high-brightness SMD diodes, delivering over 2,500 nits. Its innovative die-cast aluminum design, with a single-module height, makes it an excellent choice for ticker systems. Offering seamless visuals, adaptability, and cost-effectiveness, the WB Series is your ultimate direct-view LED solution.




Intelligent Module on Slim Lightweight Panel



Snap on Mask

Easy to remove and replace masks without struggling with messy glues or adhesives.



Smart Module

With smart module, users can digitally access order info, color calibration, temperatures, working time and other parameters for better diagnostics and traceability.



Precision-Slim and Lightweight

Each panel is just over 2" thick (54 mm) and about 18.5 lbs (8.4 kg).



Concave Curves

Create 0 to 15° concave curves with built-in fastening system.




High Brightness

Perfect for bright spaces like storefront windows, the WB Series offers an upgrade with high-brightness SMD diodes, providing over 2,500 nits of luminosity.

Front & Rear Serviceable

A service tool allows for quick and easy module swapping, ensuring minimal downtime. All internal parts are accessible from both the front and back of the display, making it perfect for store fronts where accessibility is limited, allowing seamless maintenance.





Optional Taylorled Fit Corners

Cabinet can be cut to achieve 90° corner splicing. We will also cut modules on the edge to minimize the seam.



90° Panel and Module Rotation

When we rotate the cabinet at 90°, we can rotate the module at 90° in the opposite direction to avoid color cast and achieve better display performance.



Wall Mounting

Engineered for WB panels, our modular wall mount system features brackets that seamlessly connect together.



Multiple Panel Configurations

Panel configurations utilizing 2, 3, 4 or 5 modules. The WB frame is built for 2 or 3 modules wide. This configuration can create any screen size needed.



Double module panel



Triple module panel



Double module panel + double module panel



Double module panel + triple module panel

Specifications

ATS-PRO WB Series Modular LED panel shown.

Specifications	WB 1	WB 2	WB 2 HB	WB 3	WB 3 HB	WB 4	WB 4 HB
LED Type	Black SMD1415	Black SMD1415	Black SMD1415	Black SMD2121	Black SMD2121	Black SMD2121	Black SMD2121
Pixel Pitch (mm)	1.89	2.4	2.4	3.2	3.2 HB	4	4 HB
Panel Dimensions (W*H*D)/(mm)	1152 x 288 x 54	1152 x 288 x 54	1152 x 288 x 54	1440 x 288 x 54	1440 x 288 x 54	1440 x 288 x 54	1440 x 288 x 54
	864 x 288 x 54	864 x 288 x 54	864 x 288 x 54	1152 x 288 x 54	1152 x 288 x 54	1152 x 288 x 54	1152 x 288 x 54
	576 x 288 x 54	576 x 288 x 54	576 x 288 x 54	864 x 288 x 54	864 x 288 x 54	864 x 288 x 54	864 x 288 x 54
				576 x 288 x 54	576 x 288 x 54	576 x 288 x 54	576 x 288 x 54
Panel Weight (kg)	8.4	8.4	8.4	8.4	8.4	8.4	8.4
Pixel Per Panel	608 x 152	480 x 120	480 x 120	450 x 90	450 x 90	360 x 72	360 x 72
	456 x 152	360 x 120	360 x 120	360 x 90	360 x 90	288 x 72	288 x 72
	304 x 152	240 x 120	240 x 120	270 x 90	270 x 90	216 x 72	216 x 72
				180 x 90	180 x 90	144 x 72	144 x 72
Panel Material	Die Casting Aluminum	Die Casting Aluminum	Die Casting Aluminum	Die Casting Aluminum	Die Casting Aluminum	Die Casting Aluminum	Die Casting Aluminum
Module Dimensions (W*H)/(mm)	288 x 288	288 x 288	288 x 288	288 x 288	288 x 288	288 x 288	288 x 288
Brightness (nit)	800	800	2500	800	2500	800	2500
Refresh Rate (Hz)	3600	3240	3840	3840	1920	3840	1920
Grayscale (bit)	16	14	14	14	14	14	14
Contrast Ratio	5000:1	7000:1	7000:1	4500:1	4500:1	4500:1	8000:1
Color Temperature (K)	6500	6500	6500	6500	6500	6500	6500
Viewing Angle (H/V) (°)	140/120	140/120	140/120	150/120	150/120	150/120	160/140
AC Operating Voltage (V)	100~240	100~240	100~240	100~240	100~240	100~240	100~240
Power Consumption (Max./Avg.) (W/m ²)	450/150	450/150	360/120	420/140	500/165	450/150	300/100
Storage Temperature (°C)	-40~ + 60	-40~ + 60	-40~ + 60	-40~ + 60	-40~ + 60	-40~ + 60	-40~ + 60
Operating Temperature (°C)	-10~ + 40	-10~ + 40	-10~ + 40	-10~ + 40	-10~ + 40	-10~ + 40	-10~ + 40
IP Rating (Front/Rear)	IP40/IP21	IP40/IP21	IP40/IP21	IP40/IP21	IP40/IP21	IP40/IP21	IP40/IP21
LED Lifetime (H)	100000	100000	100000	100000	100000	100000	100000
Module Maintenance	Front or Rear	Front or Rear	Front or Rear	Front or Rear	Front or Rear	Front or Rear	Front or Rear
PSU & Others Maintenance	Front or Rear	Front or Rear	Front or Rear	Front or Rear	Front or Rear	Front or Rear	Front or Rear
Panel Installation Type	Wall/Hanging/Stacking	Wall/Hanging/Stacking	Wall/Hanging/Stacking	Wall/Hanging/Stacking	Wall/Hanging/Stacking	Wall/Hanging/Stacking	Wall/Hanging/Stacking
Certification	UL/CE/FCC	UL/CE/FCC	UL/CE/FCC	UL/CE/FCC	UL/CE/FCC	UL/CE/FCC	UL/CE/FCC

Specifications subject to change. Please contact ATS-Pro for updated specifications.





Masters in the Art of LED

©2024 ATS PRO. ATS PRO is a registered mark of Activate the Space, LLC.
Specifications and design are subject to change without notice. Non-metric weights
and measurements are approximate. Simulated screen images. All brand, product,
service names and logos are trademarks and/or registered trademarks of their
respective manufacturers and companies. See ats-pro.com for detailed information.

www.ats-pro.com | 800-755-3235

