



Taylorleds



WX


Pro Series

Engineering Excellence.
Most Powerful Graphics Processing Available.

WX PRO SERIES 1.2mm, 1.5mm, 1.8mm, 2.5mm, 3.7mm

2024 WX PRO SERIES MODULAR INDOOR LED MADE FOR ATS-PRO BY TAYLORLEDS





Masters in the Art of LED

Welcome to ATS-Pro, the exclusive U.S. distributor for Taylorleds. With nearly two decades of experience in the AV industry, I founded ATS-Pro to bring unmatched expertise and innovation to our clients.

Taylorleds, our esteemed partner, is an innovative joint venture with Absen, excelling in design, R&D, and quality control. Absen, a leading Chinese manufacturer, handles production, ensuring top-notch quality. Together, we present the most advanced LED systems, meticulously crafted for superior performance.

At ATS-Pro, our dedicated account managers, top-tier technical support, and industry thought leaders work tirelessly to help you master the art of LED technology. I invite you to explore our brochures and experience innovation at its finest.

Warm regards,

Chris Pelzan

WX Pro: More of everything, except the weight



The WX Pro Series was originally designed as an affordable indoor LED display solution for corporate, entertainment, sports, education, and house of worship markets. However, it has evolved into a hallmark of precision engineering, visual performance, product versatility, and user experience. The WX base panels are 2.56 times larger than typical 16:9 panels, allowing for faster installation and refinement. Combining an ultra-thin profile of just over 1" in depth with custom-developed power supplies and an integrated hub card, the WX Pro Series fits its sleek chassis while still offering wireless connection and three versatile mounting options: rigging, stacking, and wall-mount. Equipped with the most powerful graphic cards as standard, the WX Pro delivers unparalleled visual performance. It redefines the benchmark for performance, versatility, and affordability in the LED display market.



Elevated Panel Design with Pro Features

True 16:9 Ratio

16 x 9 panel allowing perfect aspect ratios that match any HD format without the need for scalers or external video processing.



Larger Base Panel

The main base panel is 960 mm x 540 mm. This means a large wall will require fewer panels and seams to adjust, equaling faster installation.



Captive Screws


For ease of installation, panels have captive screws. (2) on the top and (2) on the side. No more searching for missing hardware.



**ATS
PRO®**



Super thin Barely over 1" thick panel (28.5 mm / 1 1/8").




Front Serviceable

The WX Pro LED display is engineered for maximum convenience and efficiency, featuring a front serviceable design. This allows for easy access to both the power units and LED modules, enabling swift removal and replacement directly from the front of the display. As a result, maintenance time and effort are significantly reduced, ensuring minimal disruption and enhanced operational reliability.

Multiple panel sizes

Multiple panels sizes to build almost any size
LED wall imaginable...

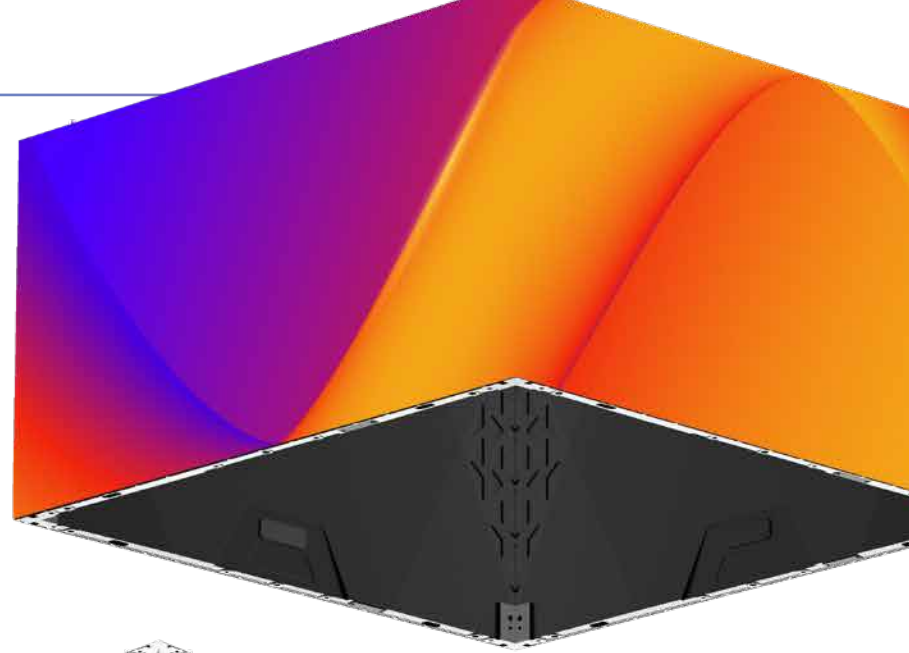
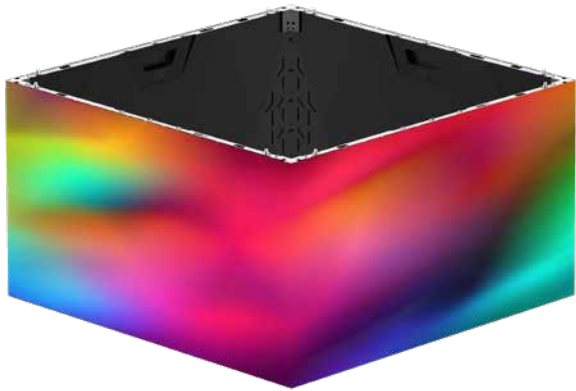
- 960 x 540 x 28.5
- 240 x 540 x 28.5
- 480 x 540 x 28.5
- 480 x 270 x 28.5
- 720 x 270 x 28.5
- 960 x 270 x 28.5



Corners & Cubes

Creative Applications



Create 45 corners and cubes for free standing, hanging structures or wall wraps.



Wall Mounting Options

Wall Mount System

Specifically designed wall mount system for WX Pro panels. Brackets are modular designed and easily connect together.





Hanging Options

Rigging System

Designed for ease and efficiency, the super lightweight hanging bars come with integrated curve plates, making them simple to use when installing the panels.



Floor Stack Option

Stacking System

Designed by industry veterans, the universal stacking system for LED panels is both easy to use and highly reliable, ensuring quick setup and teardown.





Elevated Graphics Performance

WX Pro turbo-charged with the A10sPro Card and MX COEX Series VMP Platform

By making the the WX Pro come standard with the NovaStar A10s Pro Receiving Card, we upgraded the IC's to take full advantage of the most powerful graphics engine and processing available on the market today. With the exceptional, elegant design of the WX Pro Series and the powerful new COEX MX Series Processors, the WX Pro elevates the LED experience by providing state-of-the-art color, operational control and advanced camera correction features.



Shutter Fit

Supports synchronization of LED display refresh rate and camera shutter parameters. LED automatically adapts to camera exposure time and frequency, alleviating scan lines.



Frame Multiplexing

Allows users to re-frame multiple video feeds in the same time field. It is possible to output multiple effects simultaneously within a single shooting scene, improving work efficiency.



Color Replacement

Supports unrestricted color replacement, with minimal impact on other colors.



HFR

Supports high frame rates up to 120Hz, 144Hz, or even 240Hz. This allows smooth representation of video featuring high-speed moving objects.



Phase Offset

Adjusting the output phase offset value allows the LED display and camera to perfectly match. Prevents black field and image tearing from being captured when shooting the LED display.



14CH Color Correction

Precise adjustment of hue, saturation, and brightness of primary, secondary and tertiary colors, with basic adjustment of black and white, ensuring perfect colors.



Color Curve + 3D LUT

Curve adjustment and importing of 3D LUT files let you manage color in creative and artistic ways, just like a Hollywood colorist.




Contrast + Black Level

Allows independent adjustment of highlights and shadows by contrast and black level, avoiding overexposure but delivering rich dark content.



Dual Image Booster

Improves the performance of grayscale, color and contrast ratio, creating an immersive view to fulfill the requirements necessary for xR applications.





Exceptional Video Processing

NovaStar, a global leading LED display solution provider, designs and develops LED display control solutions for a variety of market applications. ATS-Pro is the largest NovaStar distributor in North America with technical support second to none. Their processors work with the brand-new VMP Software to provide a better operation and control experience.

MX40 Pro

The MX40 Pro is a flagship all-in-one LED display controller with 20 Ethernet ports in the new control system COEX series. This controller integrates video processing and video control into one box and offers rich video input connectors (HDMI 2.0, DP 1.2 and 12G-SDI), 20x Ethernet output ports and 4x 10G optical ports.

MX30 SF **Exclusive to ATS-Pro**

The SF adds the Shutter Fit features of the MX40 Pro. It is an all-in-one LED display controller in the new control system COEX series. This controller integrates video processing and video control into one box and offers rich video input connectors (HDMI 2.0, HDMI 1.4, DP 1.1 and 3G-SDI), 10x Ethernet output ports and 2x 10G optical ports.

MX20

The MX20 is an all-in-one LED display controller in the brand-new control system COEX series. This controller integrates video processing and video control into one box and offers 2x HDMI 1.3, 1x 3G-SDI input connectors, 6x Ethernet output ports, and 2x 10G optical ports.



Specifications

ATS-PRO WX Pro Series Modular LED panel shown. Additional frame sizes available.

Specifications	WX Pro 1.2	WX Pro 1.5	WX Pro 1.8	WX Pro 2.5	WX Pro 3.7
LED Type	SMD 3 in 1 1010	SMD 3 in 1 1212	SMD 3 in 1 1515	SMD 3 in 1 1515	SMD 3 in 1 1515
Pixel Pitch (mm)	1.25	1.5	1.87	2.5	3.75
Panel Dimensions (W*H*D)/(mm)	960 x 540 x 28.5	960 x 540 x 28.5	960 x 540 x 28.5	960 x 540 x 28.5	960 x 540 x 28.5
Panel Weight (kg)	11.5	11.5	11.5	11.5	11.5
Pixel Per Panel (w, h)	768 x 432	640 x 360	512 x 288	384 x 216	256 x 144
Panel Material	Die Casting Aluminum	Die Casting Aluminum	Die Casting Aluminum	Die Casting Aluminum	Die Casting Aluminum
Module Dimensions (W*H)/(mm)	240 x 270	240 x 270	240 x 270	240 x 270	240 x 270
Brightness (nit)	600	800	800	800	800
Refresh Rate (Hz)	3840	3840	3840	3840	3840
Grayscale (bit)	14	16	16	16	16
Contrast Ratio	3500:1	4000:1	4000:1	4500:1	5200:1
Color Temperature (K)	6500	6500	6500	6500	6500
Viewing Angle (H/V) (°)	140/120	150/150	160/160	160/160	160/160
AC Operating Voltage (V)	100~240	100~240	100~240	100~240	100~240
Power Consumption (Max./Avg.) (W/m²)	420/140	480/160	420/140	450/150	480/160
Storage Temperature (°C)	-40~ + 60	-40~ + 60	-40~ + 60	-40~ + 60	-40~ + 60
Operating Temperature (°C)	-10~ + 40	-10~ + 40	-10~ + 40	-10~ + 40	-10~ + 40
IP Rating (Front/Rear)	IP40/IP21	IP40/IP21	IP40/IP21	IP40/IP21	IP40/IP21
LED Lifetime (H)	100000	100000	100000	100000	100000
Module Maintenance	Front	Front	Front	Front	Front
PSU & Others Maintenance	Front	Front	Front	Front	Front
Panel Installation Type	Wall / Stacking / Hanging	Wall / Stacking / Hanging	Wall / Stacking / Hanging	Wall / Stacking / Hanging	Wall / Stacking / Hanging
Certification	UL/CE/FCC	UL/CE/FCC	UL/CE/FCC	UL/CE/FCC	UL/CE/FCC

Specifications subject to change. Please contact ATS-Pro for updated specifications.





Masters in the Art of LED

©2024 ATS PRO. ATS PRO is a registered mark of Activate the Space, LLC. Specifications and design are subject to change without notice. Non-metric weights and measurements are approximate. Simulated screen images. All brand, product, service names and logos are trademarks and/or registered trademarks of their respective manufacturers and companies. See ats-pro.com for detailed information.

www.ats-pro.com | 800-755-3235

