Colorlight

U15 Max

Video Splicer Specification V1.0

CONTENTS

Revision History 1

1 Product Information 1

1.1 Overview 1

1.2 Appearance 2

2 Features 5

3 Applications 8

4 Board Specifications 9

4.1 Input Boards 9

4.2 Output Boards 19

4.1 Preview Board 28

4.2 Main Board 29

5 Port Specifications 30

5.1 Input Ports 30

5.2 Output Ports 33

6 Cabinet Count Loaded 37

7 Device Specifications 42

8 Installation 45

8.1 Chassis Handling 45

8.2 Rack Mounting 46

9 Principal Views 47

10 Reference Dimensions 48

11 Statements 49

11.1 Certifications 49

11.2 Legal Statement 49

Revision History

Version	Description	Date
V1.0.0	First edition	2025.09.26

01 PRODUCT INFORMATION

1.1 Overview

The U15 Max is a fully integrated video splicer powered by a robust FPGA architecture and secure, stable software, making it an ideal choice for large-scale events, convention centers, stadiums, stage performances, traffic monitoring, and commercial exhibitions.

With a modular design, the U15 Max features 40 slots supporting 18 types of boards for flexible combination. This unit supports up to 520 million pixels and accommodates 20 to 30 input boards and 10 to 20 output boards. Input ports include HDMI, DisplayPort (DP), SDI, CVBS, VGAand IP, and output ports support Gigabit Ethernet (GbE), 10G fiber, HDMI, and DVI.

The U15 Max is capable of managing various screen types, delivering 4K HDR ultra-high-quality video, and performing 10-bit video input and processing. It supports video source cropping, scaling, along with the addition of various display elements, such as background images, OSD, and logos. Additionally, the Universe series offers redundancy through fiber ports, Ethernet ports, and power supplies, along with dual 4K UHD video preview and monitoring, health monitoring, and email alerts. All these make it easy to set up fine-pitch LED video walls, LCD video walls, and projection screens.

The Universe series lets you control and manage devices across multiple platforms, such as Windows, macOS, and Linux, all through a web app. With an intuitive user interface, the series enables smooth workflows including real-time collaboration and modular permission management.

1.2 Appearance

Front Panel

No.	Name	Description
1	Touch screen	Displays device status and supports parameter configuration and device operation.
2	Power switch	Turns the device on or off.

Rear Panel

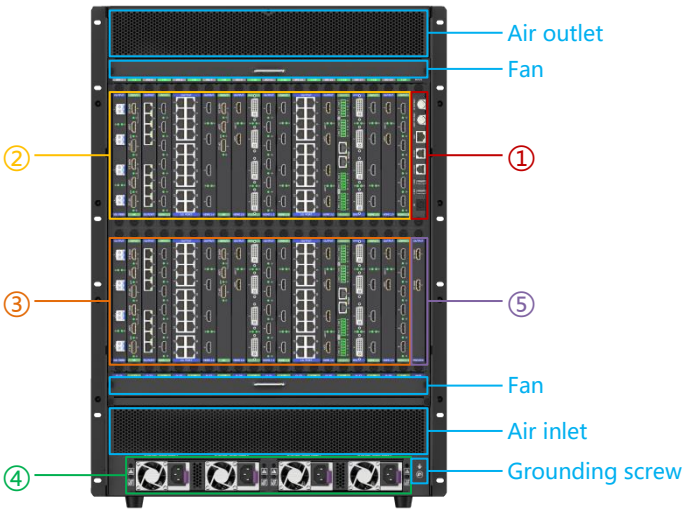

No.	Name	Description
1	Main board	GENLOCK IN port, GENLOCK LOOP port, RS-232 serial port, 2x USB 2.0 port, GbE port, 3D port.
2	Input board	Supports 10 types of input boards. • All slots from I-1 to I-20 and even-numbered slots from I-22 to I-40 support input boards. • Odd-numbered slots from I-1 to I-20 are I/O slots, supporting both input and output boards.
3	Output board	Supports 8 types of output boards. Odd-numbered slots from O-21 to O-39 are available for use.
4	Power supply	AC 100-240V, 50/60Hz, supports up to four power supplies (two standard, two optional).
5	Preview board	2×HDMI 2.0 port: Connects to external monitors for input preview and output monitoring.

Slot Silkscreen Marking:

- Slots marked with "I-x" are for input boards, with "I" indicating input and "x" representing the slot number. For example, "I-1" refers to the first input slot, which is designated for an input board.
- Slots marked with "O-x" are for output boards, with "O" indicating output and "x" representing the slot number. For example, "O-17" refers to the 17th output slot, which is designated for an output board.
- Slots marked with "I/O-x" can be used for either input or output boards.
- Slot marked with "MVR" is designated for the preview board.

02 FEATURES

Modular Design Flexible Combination

- 3 LED screen solutions:
  - 10G fiber output: Loads up to 26 million pixels per board and 520 million pixels per device.
  - 5G Ethernet output: Loads up to 23.6 million pixels per board and 472 million pixels per device.
  - 1G Ethernet output: Loads up to 13 million pixels per board and 262 million pixels per device.
- LCD/Projection screen solutions:
  - HDMI 2.0 output: Loads up to 2× 4K×2K@60Hz per board.
  - HDMI 1.4 output: Loads up to 4× 4K×1K@60Hz per board.
  - HDMI 1.3 output: Loads up to 6× 2K×1K@60Hz per board.
  - DVI output: Loads up to 4× 2K×1K@60Hz per board.
- Supports LED, LCD, and projection screen solutions simultaneously.
- Up to 17 types of hot-swappable I/O boards. Input slots accommodate 20 to 30 boards, and output slots accommodate 10 to 20 boards.
  - Input ports: HDMI 2.0, DP 1.2, 12G-SDI, IP.
  - Output ports: HDMI 2.0, HDMI 1.4, HDMI 1.3, DVI, 10G fiber, 5G Ethernet, 1G Ethernet.
- Monitors the status of all boards in real time.
- Input and output frame rates range from 23.98Hz to 240Hz.

Multiple Screen Management

- Screen group management: Up to 20 LCD or LED screen groups.
- Custom resolution per screen group.
- User-definable parameters per screen: Display elements, colors, presets, frame rates, and more.
- Synchronized splicing among screens, with no tearing, delay, or frame loss.
- Simultaneous use of 10G fiber ports and 1G Ethernet ports within the same scre en.

- Advanced seam correction for LED video walls.
- Bezel compensation for LCD video walls.

4K HDR Impeccable Visuals

- DCI 4K: 4096×2160@60Hz.
- HDR:
  - Supports HDR 10, compliant with SMPTE ST 2086/2084.
  - Supports HLG.
- 8-bit and 10-bit color depth.
- Maximum frame rate: 240Hz.

Powerful Video Processing

- Multi-layer display:
  - 320× 2K or 80× 4K layers per device.
  - 16× 2K or 4× 4K layers per board.
- Input scaling and cropping.
- Layer roaming and free splicing.
- Automatic and manual frame rate multiplication.
- Fade in/out.
- 3D display.
- Precise color management.
- Multiple color formats:
  - RGB, YCbCr444, YCbCr422, YCbCr420.
- Color management by input sources, output ports, and screens.
  - Adjusts brightness, color temperature, saturation, hue, contrast, brightness compensation, and RGB.

Diversified Display

- BKG: UHD images with a maximum width/height of 32,768 pixels. Background does not use any layers.
- OSD (image and text):
  - Scrolling images and text.
  - Adjustable OSD transparency for superimposing.

- Custom direction, speed, and style.

- Signal logo: Supports adding image or text logos for identifying input sources.
- Advanced test patterns: Includes up to 15 built-in test patterns, each capable of displaying any color.

All-Round Multiviewer

- 2 × HDMI 2.0 ports: Simultaneous support for 4K ultra HD preview and monitoring.
- Software-based preview: Supports device control as well as preview and monitoring using an Ethernet cable.
- HD LCD on front panel: On-device input preview and output monitoring, with no external devices required.

Web Control Global Management

- Cross-platform web control that enables multi-user collaboration.
- Screen/device management, input configuration, and splicing settings.
- Screen mapping, screen parameter transmission, and advanced seam correction.
- Control via the Kylin VICP (Visualization Intelligent Control Platform) mobile app.
- Intuitive user interface with on-screen instructions.
- Up to 40,000 presets: Real-time application and scheduled loop.

Secure Stable

- Dual power supplies for 24/7 uptime.
- Parameter snapshot and redundancies via Ethernet, fiber, and devices.
- Permission management and log record.
- Real-time monitoring and alerts:
  - Monitors device status, power status, and fan speed.
  - Monitors screen connection status, runtime, temperature and humidity, and bit error rate.
  - Monitoring through web, app, and front panel.

03 APPLICATIONS

Note: The image displayed is for illustrative purposes and may vary from the actual product.

04 BOARD SPECIFICATIONS

4.1 Input Boards

10 types of input boards available for flexible configuration:

Name	Model
U_2×HDMI 2.0+2×DP 1.2 input board	U_IN_2HDMI20_2DP12
U_1×HDMI 2.0+1×DP 1.2 input board	U_IN_1HDMI20_1DP12
U_2×12G-SDI input board	U_IN_2×12GSDI
U_1×12G-SDI input board	U_IN_1×12GSDI
U_2×IP input board	U_IN_2IP
U_4×3G-SDI input board	U_IN_4×3GSDI
U_4×HDMI1.3 input board	U_IN_4HDMI13
U_Control board	U_IN_CENTRAL_CTRL
U_4×AUDIO input board	U_IN_4AUDIO
U_2×VGA+2×CVBS input board	U_IN_2VGA_2CVBS

* Visit the Colorlight official website for updates on upcoming boards.

Number of input boards per device:

• Max. input boards: 30

Name: U_2×HDMI 2.0+2×DP 1.2 Input Board	Model: U_IN_2HDMI20_2DP12

Details

Two groups of 4K input ports: Each group includes 1×HDMI 2.0 & LOOP ports, and 1×DP 1.2 port. For each group, both HDMI 2.0 and DP 1.2 can be connected simultaneously, but only one can be displayed.

2×HDMI2.0

- Backwards compatible with HDMI 1.4/1.3.
- Each port supports a maximum pixel clock of 600MHz; video inputs up to 4096×2160@60Hz/8192×1080@60Hz.
- Supports custom resolutions through EDID configuration:
  - Maximum width: 4096 pixels (when the width is 4096 pixels, supported resolutions include 4096 × 2160@60Hz, 4096 × 2160@50Hz, and 4096×2160@30Hz).
  - Maximum height: 4095 pixels (2160×4095@60Hz).
- Width limit: 8192 pixels (forced by external signal). Height limit: 8188 pixels (forced by external signal).
- 8/10/12-bit input.
- Color formats: RGB, YCbCr444, YCbCr422, YCbCr420.
- Frame rates: 23.98Hz ~ 240Hz.
- Supports HDR10 and HLG.
- Supports HDCP2.2 and HDCP1.4.
- Supports embedded audio input.
- Progressive only.

2×HDMI2.0_LOOP

- 2×HDMI 2.0 loop-out ports.

2×DP1.2

- Backwards compatible with DP 1.1.
- Each port supports a maximum pixel clock of 600MHz; video inputs up

	to 4096×2160@60Hz/8192×1080@60Hz. • Supports custom resolutions through EDID/DisplayID configuration: - Maximum weight: 8192 pixels (8192×1080@60Hz). - Maximum height: 8092 pixels (1024×8092@60Hz). • Width limit: 8192 pixels (forced by external signal). Height limit: 8092 pixels (forced by external signal). • 8/10-bit input. • Color formats: RGB, YCbCr444, YCbCr422. • Frame rates: 23.98Hz ~ 240Hz. • Supports HDR10 and HLG. • Supports HDCP2.2 and HDCP1.4. • Supports embedded audio input. • Progressive only. Status LEDs • Off: Power supply failure. • Solid green: Normal power supply. • Blinking green: Normal video source input. Specifications • Weight: 500 g (17.6 oz) • Dimensions: 193 mm (7.6'')×243.2 mm (9.6'')×19.82 mm (0.8'') • Power consumption: 26W
Tech Specs	• For video specifications, refer to Sections 5.1.1 and 5.1.2.

Name: U_1×HDMI 2.0+1×DP 1.2 Input Board	Model: U_IN_1HDMI20_1DP12
Details	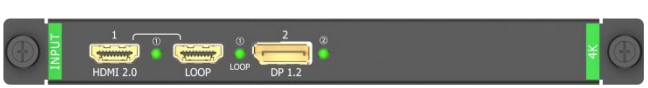 One groups of 4K input ports: Each group includes 1×HDMI 2.0 & LOOP ports, and 1×DP 1.2 port. For each group, both HDMI 2.0 and

	DP 1.2 can be connected simultaneously, but only one can be displayed. 1×HDMI2.0 • Backwards compatible with HDMI 1.4/1.3. • Each port supports a maximum pixel clock of 600MHz; video inputs up to 4096×2160@60Hz/8192×1080@60Hz. • Supports custom resolutions through EDID configuration: - Maximum width: 4096 pixels (4096×2160@60Hz). - Maximum height: 4095 pixels (2160×4095@60Hz). • Width limit: 8192 pixels (forced by external signal). Height limit: 8188 pixels (forced by external signal). • 8/10/12-bit input. • Frame rates: 23.98Hz ~ 240Hz. • Supports HDR10 and HLG. • Color formats: RGB, YCbCr444, YCbCr422, YCbCr420. • Supports HDCP2.2 and HDCP1.4. • Supports embedded audio input. • Progressive only. 1×HDMI2.0_LOOP • 1×HDMI 2.0 loop-out ports. 1×DP1.2 • Backwards compatible with DP 1.1. • Each port supports a maximum pixel clock of 600MHz; video inputs up to 4096×2160@60Hz/8192×1080@60Hz. • Supports custom resolutions through EDID/DisplayID configuration: - Maximum weight: 8192 pixels (8192×1080@60Hz). - Maximum height: 8092pixels (1024×8092@60Hz). • Width limit: 8192 pixels (forced by external signal). Height limit: 8092 pixels (forced by external signal). • 8/10-bit input. • Frame rates: 23.98Hz ~ 240Hz. • Supports HDR10 and HLG.

	• Color formats: RGB, YCbCr444, YCbCr422. • Supports HDCP2.2 and HDCP1.4. • Supports embedded audio input. • Progressive only. Status LEDs • Off: Power supply failure. • Solid green: Normal power supply. • Blinking green: Normal video source input. Specifications • Weight: 480 g (16.9 oz) • Dimensions: 193 mm (7.6'')×243.2 mm (9.6'')×19.82 mm (0.8'') • Power consumption: 20W
Tech Specs	• For video specifications, refer to Sections 5.1.1 and 5.1.2.

Name: U_2×12G-SDI Input Board	Model: U_IN_2×12GSDI
Details	 2×12G-SDI • Backwards compatible with 6G-SDI, 3G-SDI (Level A/B), HD-SDI, and SD-SDI. • Supports SMPTE ST-2082-1 (12G), ST-2081-1 (6G), ST-424 (3G), ST-292 (HD), and ST-259 (SD) standards. • Each port supports a maximum video input of 4096×2160@60Hz. • 10-bit input. • Frame rates: 23.98Hz ~ 60Hz. • Color format: YCbCr422. • Supports signal de-interlacing: 480i/576i/1080i. 2×12G-SDI_LOOP

	• 2×12G-SDI loop-out ports. Status LEDs • Off: Power supply failure. • Solid green: Normal power supply. • Blinking green: Normal video source input. Specifications • Weight: 455 g (16.0 oz) • Dimensions: 193 mm (7.6'')×243.2 mm (9.6'')×19.82 mm (0.8'') • Power consumption: 11W
Tech Specs	• For video specifications, refer to Section 5.1.3.

Name: U_1×12G-SDI Input Board	Model: U_IN_1×12GSDI
Details	 1×12G-SDI • Backwards compatible with 6G-SDI, 3G-SDI (Level A/B), HD-SDI, and SD-SDI. • Supports SMPTE ST-2082-1 (12G), ST-2081-1 (6G), ST-424 (3G), ST-292 (HD), and ST-259 (SD) standards. • Each port supports a maximum video input of 4096×2160@60Hz. • 10-bit input. • Frame rates: 23.98Hz ~ 60Hz. • Color format: YCbCr422. • Supports signal de-interlacing: 480i/576i/1080i. 1×12G-SDI_LOOP • 1×12G-SDI loop-out ports. Status LEDs • Off: Power supply failure.

	• Solid green: Normal power supply. • Blinking green: Normal video source input. Specifications • Weight: 435 g (15.3 oz) • Dimensions: 193 mm (7.6'')×243.2 mm (9.6'')×19.82 mm (0.8'') • Power consumption: 10W
Tech Specs	• For video specifications, refer to Section 5.1.3.

Name: U_4×3G-SDI Input Board	Model: U_IN_4×3GSDI
Details	 4×3G-SDI • Backwards compatible with HD-SDI and SD-SDI. • Supports SMPTE ST-424 (3G), ST-292 (HD), and ST-259 (SD) standards. • Each port supports a maximum video input of 2048×1080@60Hz. • Supported formats: Level A and Level B. • 10-bit input. • Frame rates: 23.98Hz ~ 60Hz. • Color format: YCbCr422. • Supports signal de-interlacing: 480i/576i/1080i. Status LEDs • Off: Power supply failure. • Solid green: Normal power supply. • Blinking green: Normal video input. Specifications • Weight: 470 g (16.6 oz) • Dimensions: 193 mm (7.6'')×243.2 mm (9.6'')×19.82 mm (0.8'') • Power consumption: 9W

Tech Specs	• For video specifications, refer to Section 5.1.4.

Name: U_4×HDMI 1.3 Input Board	Model: U_IN_4HDMI13
Details	 4×HDMI1.3 • Each port supports a maximum pixel clock of 165MHz; video inputs up to 2048×1080@60Hz. • Supports custom resolutions through EDID configuration: - Maximum width: 4095 pixels (4095×512@60Hz). - Maximum height: 4095 pixels (512×4095@60Hz). • Width/height limit: 4096 pixels (forced by external signal). • 8-bit input. • Frame rates: 23.98Hz ~ 120Hz. • Color formats: RGB, YCbCr444, YCbCr422. • Supports HDCP1.4. • Supports embedded audio input. • Progressive only. Status LEDs • Off: Power supply failure. • Solid green: Normal power supply. • Blinking green: Normal video input. Specifications • Weight: 395 g (13.9 oz) • Dimensions: 193 mm (7.6'')×243.2 mm (9.6'')×19.82 mm (0.8'')

	• Power consumption: 12W
Tech Specs	• For video specifications, refer to Section 5.1.5.

Name: U_2xIP Input Board	Model: U_IN_2IP
Details	 Use either ETH1 or FIBER1, and either ETH2 or FIBER2. Ports are self-adaptive, with fiber ports preferred. 2×RJ45 GbE ports • Supports independent connection to network video sources and redundancy. • Supports H.264 (AVC) and H.265 (HEVC) video encoding standards. • Supported protocols: GB28181, ONVIF. • Supports RTSP protocol. • Decoding capacity per board: - 8× 3840×2160@30Hz. - 18× 2560×1440@30Hz. - 32× 1920×1080@30Hz. - 64× 720×576@30Hz. • Supports DHCP. 2×1G FIBER • Refer to 2×RJ45 GbE ports. 1×USB3.0 (Reserved) Status LEDs (ETH) • Off: Power supply failure. • Solid green: Normal power supply.

	• Blinking orange: Normal data communication. Status LEDs (FIBER) • Off: Power supply failure. • Solid green: Normal power supply. • Blinking green: Normal fiber connection. Specifications • Weight: 500 g (17.6 oz) • Dimensions: 193 mm (7.6'')×243.2 mm (9.6'')×19.82 mm (0.8'') • Power consumption: 12W

Name: U_Control Board	Model: U_IN_CENTRAL_CTRL
Details	 2×COM • RS-232/RS-422/RS-485 serial ports; compatible with devices using RS-232/RS-422/RS-485 control protocols. • COM connector pinout 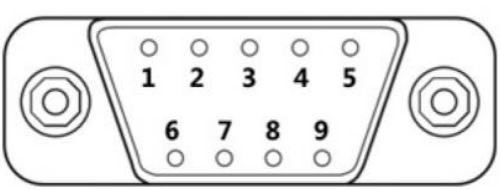 • Pin assignment and wiring

PIN	1	2	3	4	5	6	7	8	9
RS232	——	RXD	TXD	——	GND	——	——	——	——
RS422	RXD-	——	——	TXD+	GND	RXD+	——	——	TXD-
RS485	——	——	——	A	——	——	——	——	B

1×ETH

- Supports network-based control of external devices.
- Supported protocols: TCP/IP, UDP
- Bandwidth: 10/100 Mbps, auto-negotiation

3×I/O

- Supports user-defined command programming to control various terminal device functions.
- Pins 1, 2, and 3 are configurable as input or output; pin G serves as the common ground.

3×RELAY OUT

- Supports power on/off control of external devices via relay switching.
- Voltage: DC 30V; Current: 0–3A.
- Each relay output (up to 3) has 2 pins used to connect or disconnect external devices.

3×IR OUT

- Supports IR-based control of external devices.
- Supports importing learned IR commands.
- Pins 1, 2, and 3 function as IR outputs; pin G serves as the common ground.

Specifications

- Weight: 415 g (14.6 oz)
- Dimensions: 193 mm (7.6'')×243.2 mm (9.6'')×19.82 mm (0.8'')
- Power consumption: 10W

Name: U_4×AUDIO Input Board	Model: U_IN_4AUDIO
Details	 8×Phoenix connectors • 8 audio channels, each supporting both input and output. • Supports single channel and dual channel modes. • Single channel mode - 4 audio inputs and 4 audio outputs. • Dual channel mode - 2 audio inputs and 2 audio outputs. • Audio sampling rate: 48kHz. • Sources of output audio - Embedded audio from the input video. - Audio input from the audio board. • Supports switching between single channel and dual channel modes. • Supports output volume adjustment and one-click mute. • Supports audio output delay. Specifications • Weight: 480 g (16.9 oz) • Dimensions: 193 mm (7.6'')×243.2 mm (9.6'')×19.82 mm (0.8'') • Power consumption: 10W

Name: U_2×VGA+2×CVBS Input Board	Model: U_IN_2VGA_2CVBS
Details	 2×VGA • Each port supports a maximum video input of 1920×1200@60Hz. 2×CVBS • Supports both PAL and NTSC standards. Status LEDs • Off: Power supply failure. • Solid green: Normal power supply. • Blinking green: Normal video input. Specifications • Weight: 420 g (14.8 oz) • Dimensions: 193 mm (7.6'')×243.2 mm (9.6'')×19.82 mm (0.8'') • Power consumption: 10W
Tech Specs	• For video specifications, refer to Section 5.1.6.

4.2 Output Boards

8 types of output boards available for flexible configuration:

Name	Model
U_20×1G Ethernet output board	U_OUT_20×1G_RJ45
U_8×5G Ethernet output board	U_OUT_8×5G_RJ45
U_4×10G fiber output board	U_OUT_4×10G_FIBER
U_2×HDMI 2.0 output board	U_OUT_2HDMI20
U_1×HDMI 2.0 output board	U_OUT_1HDMI20
U_4×HDMI 1.4 output board	U_OUT_4HDMI14
U_6×HDMI 1.3 output board	U_OUT_6HDMI13
U_4×DVI output board	U_OUT_4DVI

Number of output boards per device:

Board Specifications		
Max. output boards		20
U_20×1G Ethernet output board	Max. output ports	400
	Max. load capacity	262 million pixels
U_8×5G Ethernet output board	Max. output ports	160
	Max. load capacity	472 million pixels
U_4×10G fiber output board	Max. output ports	80
	Max. load capacity	520 million pixels
U_2×HDMI 2.0 output board	Max. output ports	40
U_1×HDMI 2.0 output board	Max. output ports	20
U_4×HDMI 1.4 output board	Max. output ports	80
U_6×HDMI 1.3 output board	Max. output ports	120
U_4×DVI output board	Max. output ports	80

Name: U_20×1G Ethernet Output Board	Model: U_OUT_20×1G_RJ45

Details



As an LED sending card, this board loads up to 13 million pixels, with a maximum width and height of 16384 pixels. Each board occupies two slots.

20×RJ45 1G Ethernet ports

- 8/10-bit output.
- Frame rates: 23.98Hz ~ 240Hz.
- Supports loop redundancy between Ethernet ports.

Status LEDs

- Off: Power supply failure.
- Solid green: Normal power supply.
- Blinking orange: Normal data communication.

Specifications

- Weight: 596 g (21.0 oz)
- Dimensions: 193 mm (7.6'')×243.2 mm (9.6'')×19.82 mm (0.8'')
- Power consumption: 40W

Load Capacity per Board

Frame Rate (Hz)	Color Depth (bit)	Pixels
60	8	13 million
	10	9.75 million
120	8	6.5 million
	10	4.87 million
240	8	3.25 million
	10	2.43 million

Name: U_8×5G Ethernet Output Board	Model: U_OUT_8×5G_RJ45

Details

As an LED sending card, this board loads up to 23.6 million pixels, with a maximum width and height of 16384 pixels. Use with a shieled Cat6A cable.

8×RJ45 5G Ethernet ports

- 8/10-bit output.
- Frame rates: 23.98Hz ~ 240Hz.
- Supports loop redundancy between Ethernet ports.

Status LEDs

- Off: Power supply failure.
- Solid green: Normal power supply; normal cable connection.
- Blinking orange: Normal data communication.

Specifications

- Weight: 510 g (18.0 oz)
- Dimensions: 193 mm (7.6'')×243.2 mm (9.6'')×19.82 mm (0.8'')
- Power consumption: 28W

Load Capacity per Board

Frame Rate (Hz)	Color Depth (bit)	Pixels
60	8	23.6 million
	10	17.7 million
120	8	11.8 million
	10	8.85 million
240	8	5.9 million
	10	4.42 million

Name: U_4×10G fiber Output Board	Model: U_OUT_4×10G_FIBER
Details	 As an LED sending card, this board loads up to 26 million pixels, with a maximum width and height of 16384 pixels. Use with a dedicated fiber optic transceiver. 4×10G fiber • Supports 3 operating modes: independent, redundancy, and copy. • Independent mode - All 4 fiber ports are used for output. Each port can be converted to 10×1G Ethernet ports via fiber optic transceivers. • Redundancy mode - Ports 1 and 2 are used as the primary ports, while Ports 3 and 4 are used as the backup ports. Port 3 backs up the output of Port 1, and Port 4 backs up the output of Port 2. - To enable redundancy mode, the primary and backup ports must be connected in a loop. • Copy mode - Ports 1 and 2 are used for the primary ports, while Ports 3 and 4 are used as the copy ports. Port 3 copies the output of Port 1, and Port 4 copies the output of Port 2. • Supports output to be displayed at any position within the control area for each Ethernet port. • 8/10-bit output. • Frame rates: 23.98Hz ~ 240Hz. • Supports both single-mode and multi-mode SFP+ optical modules, with single-mode transmitting up to 20 km and multi-mode up to 300 m. • Comes with 4 single-mode, dual-core optical modules, with a transmission distance of 2 km and a wavelength of 1310 nm. Optical modules of other specifications are optional.

	Status LEDs • Off: Power supply failure. • Solid green: Normal power supply. • Blinking green: Normal fiber connection. Specifications • Weight: 490 g (17.3 oz) • Dimensions: 193 mm (7.6'')×243.2 mm (9.6'')×19.82 mm (0.8'') • Power consumption: 23W

	Frame Rate (Hz)	Color Depth (bit)	Pixels
Load Capacity per Board	60	8	26.2 million
		10	19.64 million
	120	8	13.08 million
		10	9.8 million
	240	8	6.52 million
		10	4.88 million

Name: U_2×HDMI 2.0 Output Board	Model: U_OUT_2HDMI20

Details	 2×HDMI2.0 • Ports 1 and 2 are used for video output. Port 1 (COPY) copies the output of Port 1, and Port 2 (COPY) copies the output of Port 2. • Each port supports a maximum video output of 4096×2160@60Hz/ 8192×1080@60Hz. • Width/height limit: 8192 pixels. • 8/10-bit output. • Frame rates: 23.98Hz ~ 240Hz.

	• Color formats: RGB, YCbCr444, YCbCr422. • Supports HDCP2.2 and HDCP1.4. • Supports embedded audio output. Status LEDs • Off: Power supply failure. • Solid green: Normal power supply. • Blinking green: Normal video source output. Specifications • Weight: 486 g (17.1 oz) • Dimensions: 193 mm (7.6'')×243.2 mm (9.6'')×19.82 mm (0.8'') • Power consumption: 25W
Tech Specs	• For video specifications, refer to Section 5.2.1.

Name: U_1×HDMI 2.0 Output Board	Model: U_OUT_1HDMI20
Details	 1×HDMI2.0 • Port 1 is used for video output. Port 1 (COPY) copies the output of Port 1. • Each port supports a maximum video output of 4096×2160@60Hz/ 8192×1080@60Hz. • Width/height limit: 8192 pixels. • 8/10-bit output. • Frame rates: 23.98Hz ~ 240Hz. • Color formats: RGB, YCbCr444, YCbCr422. • Supports HDCP2.2 and HDCP1.4. • Supports embedded audio output. Status LEDs

	• Off: Power supply failure. • Solid green: Normal power supply. • Blinking green: Normal video source output. Specifications • Weight: 466 g (16.4 oz) • Dimensions: 193 mm (7.6'')×243.2 mm (9.6'')×19.82 mm (0.8'') • Power consumption: 25W
Tech Specs	• For video specifications, refer to Section 5.2.1.

Name: U_4×DVI Output Board	Model: U_OUT_4DVI
Details	 4×DVI • Each port supports a maximum video output of 2048×1080@60Hz. • Width/height limit: 4096 pixels. • 8-bit output. • Frame rates: 23.98Hz ~ 60Hz. • Color formats: RGB, YCbCr444, YCbCr422. • Supports HDCP1.4. • Supports embedded audio output. Status LEDs • Off: Power supply failure. • Solid green: Normal power supply. • Blinking green: Normal video source output. Specifications • Weight: 506 g (17.8 oz) • Dimensions: 193 mm (7.6'')×243.2 mm (9.6'')×19.82 mm (0.8'')

	• Power consumption: 25W
Tech Specs	• For video specifications, refer to Section 5.2.4.

Name: U_4×HDMI 1.4 Output Board	Model: U_OUT_4HDMI14
Details	 4×HDMI1.4 • Each port supports a maximum video output of 4096×2160@30Hz/ 4096×1080@60Hz. • Width/height limit: 4096 pixels. • 8-bit output. • Frame rates: 23.98Hz ~ 120Hz. • Color formats: RGB, YCbCr444, YCbCr422. • Supports HDCP1.4. • Supports embedded audio output. Status LEDs • Off: Power supply failure. • Solid green: Normal power supply. • Blinking green: Normal video source output. Specifications • Weight: 476 g (16.8 oz) • Dimensions: 193 mm (7.6'')×243.2 mm (9.6'')×19.82 mm (0.8'') • Power consumption: 25W
Tech Specs	• For video specifications, refer to Section 5.2.2.

Name: U_6×HDMI 1.3 Output Board	Model: U_OUT_6HDMI13
Details	 6×HDMI 1.3 • Each port supports a maximum video output of 2048×1080@60Hz.

	• Width/height limit: 4096 pixels. • 8-bit output. • Frame rates: 23.98Hz ~ 120Hz. • Color formats: RGB, YCbCr444, YCbCr422. • Supports HDCP1.4. • Supports embedded audio output. Status LEDs • Off: Power supply failure. • Solid green: Normal power supply. • Blinking green: Normal video source output. Specifications • Weight: 476 g (16.8 oz) • Dimensions: 193 mm (7.6'')×243.2 mm (9.6'')×19.82 mm (0.8'') • Power consumption: 25W
Tech Specs	• For video specifications, refer to Section 5.2.3.

4.3 Preview Board

Name: U_Preview Board	Model: U_OUT_2HDMI20_2RJ45
Details	 2×HDMI2.0 • Connects to monitors for input preview and output monitoring. • Supports 3840x2160@60Hz and 1920x1080@60Hz. • By default, Port 1 is for Preview, Port 2 is for Program. • Supports custom layouts for both Preview and Program, with multiple built-in templates available. Specifications • Weight: 500 g (17.6 oz) • Dimensions: 193 mm (7.6'')×243.2 mm (9.6'')×19.82 mm (0.8'') • Power consumption: 25W

4.4 Main Board

Name: U_Main Board	Model: U_MAINBOARD
Details	 1×GENLOCK_IN/LOOP • 1×GENLOCK IN for reference input; 1×GENLOCK LOOP for reference loop-out. • Supports Black Burst, Bi-level, and Tri-level signals. 1×RJ45 (1G Ethernet port) • A communication port for the host, used for connecting to a PC or tablet via a switch or router for device configuration and control. 2×RJ11 • RS-232 serial port with a default baud rate of 115200, 8N1. Used for connecting to central controllers or other devices. 2×USB2.0 • Supports firmware upgrades via a USB drive. • Supports data restoration/export via a USB drive. 1×3D • Works with a 3D emitter and compatible 3D glasses to deliver 3D visual effects. Specifications • Weight: 479 g (16.9 oz) • Dimensions: 193 mm (7.6'')×243.2 mm (9.6'')×19.82 mm (0.8'') • Power consumption: 13W

05 PORT SPECIFICATIONS

5.1 Input Ports

5.1.1 HDMI2.0			
Resolution	Color Format	Color Depth (bit)	Frame Rate (Hz)
DCI4K 4096×2160	RGB/YCbCr444	10	23.98,24,25,29.97,30,50
		8	23.98,24,25,29.97,30,50,59.94,60
	YCbCr422/YCbCr420	8/10	
UHD 3840×2160	RGB/YCbCr444	10	23.98,24,25,29.97,30,50
		8	23.98,24,25,29.97,30,50,59.94,60
	YCbCr422/YCbCr420	8/10	
QHD 2560×1440	RGB/YCbCr444	10	23.98,24,25,29.97,30,50,59.94,60,100
		8	23.98,24,25,29.97,30,50,59.94,60,100, 119.88,120,144
	YCbCr422/YCbCr420	8/10	
2K 2048×1152	RGB/YCbCr444/ YCbCr422/YCbCr420	8/10	23.98,24,25,29.97,30,50,59.94,60,100, 119.88,120,144
WUXGA 1920×1200	RGB/YCbCr444/ YCbCr422/YCbCr420	8/10	23.98,24,25,29.97,30,50,59.94,60,100, 119.88,120,144
FHD 1920×1080	RGB/YCbCr444/ YCbCr422/YCbCr420	8/10	23.98,24,25,29.97,30,50,59.94,60,100, 119.88,120,144
UXGA 1600×1200	RGB/YCbCr444/ YCbCr422/YCbCr420	8/10	23.98,24,25,29.97,30,50,59.94,60,100, 119.88,120,144
SXGA 1280×1024	RGB/YCbCr444/ YCbCr422/YCbCr420	8/10	23.98,24,25,29.97,30,50,59.94,60,100, 119.88,120,144,200,240
HD 1280×720	RGB/YCbCr444/ YCbCr422/YCbCr420	8/10	23.98,24,25,29.97,30,50,59.94,60,100, 119.88,120,144,200,240

Note: The specifications listed above apply to standard resolutions. For non-standard resolutions, ensure all parameters remain within the interface's bandwidth limitations.

5.1.2 DP1.2			
Resolution	Color Format	Color Depth (bit)	Frame Rate (Hz)
DCI4K 4096×2160	RGB/YCbCr444	10	23.98,24,25,29.97,30,50,59.94,60
		8	23.98,24,25,29.97,30,50,59.94,60
	YCbCr422	8/10	
UHD 3840×2160	RGB/YCbCr444	10	23.98,24,25,29.97,30,50,59.94,60
		8	23.98,24,25,29.97,30,50,59.94,60
	YCbCr422	8/10	
QHD 2560×1440	RGB/YCbCr444	10	23.98,24,25,29.97,30,50,59.94,60,100, 119.88,120,144
		8	23.98,24,25,29.97,30,50,59.94,60,100, 119.88,120,144
	YCbCr422	8/10	
2K 2048×1152	RGB/YCbCr444/ YCbCr422	8/10	23.98,24,25,29.97,30,50,59.94,60,100, 119.88,120,144
WUXGA 1920×1200	RGB/YCbCr444/ YCbCr422	8/10	23.98,24,25,29.97,30,50,59.94,60,100, 119.88,120,144
FHD 1920×1080	RGB/YCbCr444/ YCbCr422	8/10	23.98,24,25,29.97,30,50,59.94,60,100, 119.88,120,144
UXGA 1600×1200	RGB/YCbCr444/ YCbCr422	8/10	23.98,24,25,29.97,30,50,59.94,60,100, 119.88,120,144
SXGA 1280×1024	RGB/YCbCr444/ YCbCr422	8/10	23.98,24,25,29.97,30,50,59.94,60,100, 119.88,120,144,200,240
HD 1280×720	RGB/YCbCr444/ YCbCr422	8/10	23.98,24,25,29.97,30,50,59.94,60,100, 119.88,120,144,200,240

Note: The specifications listed above apply to standard resolutions. For non-standard resolutions, ensure all parameters remain within the interface's bandwidth limitations.

5.1.3 12G-SDI			
Resolution	Color Format	Color Depth (bit)	Frame Rate (Hz)
12G-SDI 4096×2160 3840×2160	YCbCr422	8/10	50,59.94,60
6G-SDI 4096×2160 3840×2160	YCbCr422	8/10	23.98,24,25,29.97,30
3G-SDI 2048×1080 1920×1080	YCbCr422	8/10	50,59.94,60
HD-SDI 1920×1080i	YCbCr422	8/10	50,59.94,60
HD-SDI 2048×1080 1920×1080	YCbCr422	8/10	23.98,24,25,29.97,30
HD-SDI 1280×720	YCbCr422	8/10	23.98,24,25,29.97,30,50,59.94,60
ED-SDI 720×576 720×480	YCbCr422	8/10	50,59.94
SD-SDI 720×576i 720×480i	YCbCr422	8/10	50,59.94

Note: The specifications listed above apply to standard resolutions. For non-standard resolutions, ensure all parameters remain within the interface's bandwidth limitations.

5.1.4 3G-SDI			
Resolution	Color Format	Color Depth (bit)	Frame Rate (Hz)
3G-SDI 2048×1080 1920×1080	YCbCr422	8/10	50,59.94,60
HD-SDI 1920×1080i	YCbCr422	8/10	50,59.94,60
HD-SDI 2048×1080 1920×1080	YCbCr422	8/10	23.98,24,25,29.97,30
HD-SDI 1280×720	YCbCr422	8/10	23.98,24,25,29.97,30,50,59.94,60
ED-SDI 720×576 720×480	YCbCr422	8/10	50,59.94
SD-SDI 720×576i 720×480i	YCbCr422	8/10	50,59.94

Note: The specifications listed above apply to standard resolutions. For non-standard resolutions, ensure all parameters remain within the interface's bandwidth limitations.

5.1.5 HDMI1.3			
Resolution	Color Format	Color Depth (bit)	Frame Rate (Hz)
2K 2048×1152	RGB/YCbCr444/ YCbCr422	8	23.98,24,25,29.97,30,50,59.94,60
WUXGA 1920×1200	RGB/YCbCr444/ YCbCr422	8	23.98,24,25,29.97,30,50,59.94,60
FHD 1920×1080	RGB/YCbCr444/ YCbCr422	8	23.98,24,25,29.97,30,50,59.94,60
UXGA 1600×1200	RGB/YCbCr444/ YCbCr422	8	23.98,24,25,29.97,30,50,59.94,60
SXGA 1280×1024	RGB/YCbCr444/ YCbCr422	8	23.98,24,25,29.97,30,50,59.94,60,100
HD 1280×720	RGB/YCbCr444/ YCbCr422	8	23.98,24,25,29.97,30,50,59.94,60,100, 119.88,120
XGA 1024×768	RGB/YCbCr444/ YCbCr422	8	23.98,24,25,29.97,30,50,59.94,60,100, 119.88,120,144
SVGA 800×600	RGB/YCbCr444/ YCbCr422	8	23.98,24,25,29.97,30,50,59.94,60,100, 119.88,120,144,200,240

Note: The specifications listed above apply to standard resolutions. For non-standard resolutions, ensure all parameters remain within the interface's bandwidth limitations.

5.1.6 VGA			
Resolution	Color Format	Color Depth (bit)	Frame Rate (Hz)
WUXGA 1920×1200	RGB	8	23.98,24,25,29.97,30,50,59.94,60
FHD 1920×1080	RGB	8	23.98,24,25,29.97,30,50,59.94,60
UXGA 1600×1200	RGB	8	23.98,24,25,29.97,30,50,59.94,60
SXGA 1280×1024	RGB	8	23.98,24,25,29.97,30,50,59.94,60
HD 1280×720	RGB	8	23.98,24,25,29.97,30,50,59.94,60
XGA 1024×768	RGB	8	23.98,24,25,29.97,30,50,59.94,60
SVGA 800×600	RGB	8	23.98,24,25,29.97,30,50,59.94,60

Note: The specifications listed above apply to standard resolutions. For non-standard resolutions, ensure all parameters remain within the interface's bandwidth limitations.

5.2 Output Ports

5.2.1 HDMI2.0			
Resolution	Color Format	Color Depth (bit)	Frame Rate (Hz)
DCI4K 4096×2160	RGB/YCbCr444	10	23.98,24,25,29.97,30
		8	23.98,24,25,29.97,30,50,59.94,60
	YCbCr422	8/10	
UHD 3840×2160	RGB/YCbCr444	10	23.98,24,25,29.97,30
		8	23.98,24,25,29.97,30,50,59.94,60
	YCbCr422	8/10	
QHD 2560×1440	RGB/YCbCr444	10	23.98,24,25,29.97,30,50,59.94,60,100
		8	23.98,24,25,29.97,30,50,59.94,60,100, 119.88,120,144
	YCbCr422	8/10	
2K 2048×1152	RGB/YCbCr444/ YCbCr422	8/10	23.98,24,25,29.97,30,50,59.94,60,100, 119.88,120,144
WUXGA 1920×1200	RGB/YCbCr444/ YCbCr422	8/10	23.98,24,25,29.97,30,50,59.94,60,100, 119.88,120,144
FHD 1920×1080	RGB/YCbCr444/ YCbCr422	8/10	23.98,24,25,29.97,30,50,59.94,60,100, 119.88,120,144
UXGA 1600×1200	RGB/YCbCr444/ YCbCr422	8/10	23.98,24,25,29.97,30,50,59.94,60,100, 119.88,120,144
SXGA 1280×1024	RGB/YCbCr444/ YCbCr422	8/10	23.98,24,25,29.97,30,50,59.94,60,100, 119.88,120,144,200,240
HD 1280×720	RGB/YCbCr444/ YCbCr422	8/10	23.98,24,25,29.97,30,50,59.94,60,100, 119.88,120,144,200,240

Note: The specifications listed above apply to standard resolutions. For non-standard resolutions, ensure all parameters remain within the interface's bandwidth limitations.

5.2.2 HDMI1.4			
Resolution	Color Format	Color Depth (bit)	Frame Rate (Hz)
DCI4K 4096×2160	RGB/YCbCr444/ YCbCr422	8	23.98,24,25,29.97,30
UHD 3840×2160	RGB/YCbCr444	8	23.98,24,25,29.97,30
QHD 2560×1440	RGB/YCbCr444/ YCbCr422	8	23.98,24,25,29.97,30,50,59.94,60
2K 2048×1152	RGB/YCbCr444/ YCbCr422	8	23.98,24,25,29.97,30,50,59.94,60,100, 119.88,120
WUXGA 1920×1200	RGB/YCbCr444/ YCbCr422	8	23.98,24,25,29.97,30,50,59.94,60,100, 119.88,120
FHD 1920×1080	RGB/YCbCr444/ YCbCr422	8	23.98,24,25,29.97,30,50,59.94,60,100, 119.88,120
UXGA 1600×1200	RGB/YCbCr444/ YCbCr422	8	23.98,24,25,29.97,30,50,59.94,60,100, 119.88,120
SXGA 1280×1024	RGB/YCbCr444/ YCbCr422	8	23.98,24,25,29.97,30,50,59.94,60,100, 119.88,120
HD 1280×720	RGB/YCbCr444/ YCbCr422	8	23.98,24,25,29.97,30,50,59.94,60,100, 119.88,120
XGA 1024×768	RGB/YCbCr444/ YCbCr422	8	23.98,24,25,29.97,30,50,59.94,60,100, 119.88,120
SVGA 800×600	RGB/YCbCr444/ YCbCr422	8	23.98,24,25,29.97,30,50,59.94,60,100, 119.88,120

Note: The specifications listed above apply to standard resolutions. For non-standard resolutions, ensure all parameters remain within the interface's bandwidth limitations.

5.2.3 HDMI1.3			
Resolution	Color Format	Color Depth (bit)	Frame Rate (Hz)
2K 2048×1152	RGB/YCbCr444/ YCbCr422	8	23.98,24,25,29.97,30,50,59.94,60
WUXGA 1920×1200	RGB/YCbCr444/ YCbCr422	8	23.98,24,25,29.97,30,50,59.94,60
FHD 1920×1080	RGB/YCbCr444/ YCbCr422	8	23.98,24,25,29.97,30,50,59.94,60
UXGA 1600×1200	RGB/YCbCr444/ YCbCr422	8	23.98,24,25,29.97,30,50,59.94,60
SXGA 1280×1024	RGB/YCbCr444/ YCbCr422	8	23.98,24,25,29.97,30,50,59.94,60,100
HD 1280×720	RGB/YCbCr444/ YCbCr422	8	23.98,24,25,29.97,30,50,59.94,60,100, 119.88,120
XGA 1024×768	RGB/YCbCr444/ YCbCr422	8	23.98,24,25,29.97,30,50,59.94,60,100, 119.88,120
SVGA 800×600	RGB/YCbCr444/ YCbCr422	8	23.98,24,25,29.97,30,50,59.94,60,100, 119.88,120

Note: The specifications listed above apply to standard resolutions. For non-standard resolutions, ensure all parameters remain within the interface's bandwidth limitations.

5.2.4 DVI			
Resolution	Color Format	Color Depth (bit)	Frame Rate (Hz)
2K 2048×1152	RGB/YCbCr444/ YCbCr422	8	23.98,24,25,29.97,30,50,59.94,60
WUXGA 1920×1200	RGB/YCbCr444/ YCbCr422	8	23.98,24,25,29.97,30,50,59.94,60
FHD 1920×1080	RGB/YCbCr444/ YCbCr422	8	23.98,24,25,29.97,30,50,59.94,60
UXGA 1600×1200	RGB/YCbCr444/ YCbCr422	8	23.98,24,25,29.97,30,50,59.94,60
SXGA 1280×1024	RGB/YCbCr444/ YCbCr422	8	23.98,24,25,29.97,30,50,59.94,60,100
HD 1280×720	RGB/YCbCr444/ YCbCr422	8	23.98,24,25,29.97,30,50,59.94,60,100, 119.88,120
XGA 1024×768	RGB/YCbCr444/ YCbCr422	8	23.98,24,25,29.97,30,50,59.94,60,100, 119.88,120
SVGA 800×600	RGB/YCbCr444/ YCbCr422	8	23.98,24,25,29.97,30,50,59.94,60,100, 119.88,120

Note: The specifications listed above apply to standard resolutions. For non-standard resolutions, ensure all parameters remain within the interface's bandwidth limitations.

06 CABINET COUNT LOADED

Ethernet Port	Frame Rate	Cabinet Pixels	Cabinet Count	Layout
1G Ethernet port (8-bit)	60Hz	768*432	1	1×1
		640*360	2	2×1, 1×2
		480*270	5	5×1, 2×2, 1×5
		384*216	7	7×1, 3×2, 2×3, 1×7
		320*180	11	10×1, 5×2, 3×3, 2×5, 1×10
		256*512	5	5×1, 2×2, 1×5
		256*256	10	10×1, 5×2, 3×3, 2×4, 1×9
		168*168	23	23×1, 11×2, 7×3, 5×4, 4×5, 3×7, 2×11, 1×21
		128*128	40	40×1, 20×2, 13×3, 10×4, 7×5, 6×6, 5×7, 4×9, 3×13, 2×19, 1×35
	120Hz	640*360	1	1×1
		480*270	2	2×1, 1×2
		384*216	3	3×1, 1×3
		320*180	5	5×1, 2×2, 1×5
		256*512	2	2×1, 1×2
		256*256	5	2×1, 1×2
		168*168	11	11×1, 5×2, 3×3, 2×5, 1×10
		128*128	20	20×1, 10×2, 6×3, 5×4, 3×5, 3×6, 2×9, 1×17
	240Hz	480*270	1	1×1
		384*216	1	1×1
		320*180	2	2×1, 1×2
		256*512	1	1×1
		256*256	2	2×1, 1×2
		168*168	5	5×1, 2×2, 1×5
		128*128	10	10×1, 5×2, 3×3, 2×4, 1×9

Ethernet Port	Frame Rate	Cabinet Pixels	Cabinet Count	Layout
1G Ethernet port (10-bit)	60Hz	768*432	1	1×1
		640*360	2	2×1，1×2
		480*270	3	5×1，2×2，1×5
		384*216	5	7×1，3×2，2×3，1×7
		320*180	8	10×1，5×2，3×3，2×5，1×10
		256*512	3	3×1，1×3
		256*256	7	7×1，3×2，2×3，1×7
		168*168	17	17×1，8×2，5×3，4×4，3×5，2×8，1×16
		128*128	30	30×1，15×2，10×3，7×4，6×5，4×6，4×7，3×9，2×14，1×27
	120Hz	640*360	1	1×1
		480*270	1	2×1，1×2
		384*216	2	3×1，1×3
		320*180	4	5×1，2×2，1×5
		256*512	1	1×1
		256*256	3	3×1，1×3
		168*168	8	8×1，4×2，2×4，1×8
		128*128	15	15×1，7×2，5×3，3×4，2×7，1×13
	240Hz	480*270	1	1×1
		384*216	1	1×1
		320*180	2	2×1，1×2
		256*256	1	1×1
		168*168	4	4×1，2×2，1×4
		128*128	7	7×1，3×2，2×3，1×6

Ethernet Port	Frame Rate	Cabinet Pixels	Cabinet Count	Layout
5G Ethernet port (8-bit)	60Hz	1280*720	3	3×1，1×3
		768*432	8	8×1，4×2，2×4，1×8
		640*360	12	12×1，6×2，4×3，3×4，2×6，1×12
		480*270	22	22×1，11×2，7×3，5×4，3×7，4×5，2×11，1×22
		384*216	35	35×1，17×2，11×3，8×4，7×5，5×7，4×8，3×11，2×17，1×35
		320*180	51	51×1，25×2，17×3，12×4，10×5，8×6，7×7，6×8，5×10，4×12，3×17，2×25
		256*512	22	22×1，11×2，7×3，5×4，4×5，3×7，2×10，1×21
		256*256	45	45×1，22×2，15×3，11×4，9×5，7×6，6×7，5×9，4×11，3×14，2×21，1×43
		168*168	104	104×1，52×2，20×5，10×10，9×11，5×20，2×51，1×96...
		128*128	180	180×1，90×2，36×5，18×10，13×13，10×18，5×35，2×86，1×160...
	120Hz	1280*720	1	1×1
		768*432	4	4×1，2×2，1×4
		640*360	6	6×1，2×3，3×2，1×6
		480*270	11	11×1，5×2，3×3，2×5，1×11
		384*216	17	17×1，8×2，5×3，4×4，3×5，2×8，1×17
		320*180	25	25×1，12×2，8×3，6×4，5×5，4×6，3×8，2×12，1×25
		256*512	11	11×1，5×2，3×3，2×5，1×10
		256*256	22	22×1，11×2，7×3，5×4，4×5，3×7，2×10，1×21
		168*168	52	52×1，26×2，17×3，13×4，10×5，8×6，7×7，6×8，5×10，4×12，3×16，2×25，1×48

		128*128	90	90×1，45×2，18×5，10×9，9×10，5×17，2×43，1×80...
	240Hz	768*432	2	2×1，1×2
		640*360	3	3×1，1×3
		480*270	5	5×1，2×2，1×5
		384*216	8	8×1，4×2，2×4，1×8
		320*180	12	12×1，6×2，4×3，3×4，2×6，1×12
		256*512	5	5×1，2×2，1×5
		256*256	11	11×1，5×2，3×3，2×5，1×10
		168*168	26	26×1，13×2，8×3，6×4，5×5，4×6，3×8，2×12，1×24
		128*128	45	45×1，22×2，15×3，11×4，9×5，7×6，6×7，5×8，4×10，3×14，2×21，1×40

Ethernet Port	Frame Rate	Cabinet Pixels	Cabinet Count	Layout
5G Ethernet port (10-bit)	60Hz	1280*720	2	2×1，1×2
		768*432	6	6×1，2×3，3×2，1×6
		640*360	9	9×1，4×2，3×3，2×4，1×9
		480*270	17	17×1，8×2，5×3，4×4，3×5，2×8，1×17
		384*216	26	26×1，13×2，8×3，6×4，5×5，4×6，3×8，2×13，1×26
		320*180	38	38×1，19×2，12×3，9×4，7×5，6×6，5×7，4×9，3×12，2×19，1×38
		256*512	17	17×1，8×2，5×3，4×4，3×5，2×8，1×16
		256*256	34	34×1，17×2，11×3，8×4，6×5，5×6，4×8，3×11，2×16，1×33
		168*168	79	79×1，38×2，15×5，9×8，8×9，5×15，2×39，1×74...
		128*128	136	136×1，68×2，27×5，12×11，11×12，5×27，2×66，1×125...

	120Hz	1280*720	1	1×1
		768*432	3	3×1，1×3
		640*360	4	4×1，2×2，1×4
		480*270	8	8×1，4×2，2×4，1×8
		384*216	13	13×1，6×2，4×3，3×4，2×6，1×13
		320*180	19	19×1，9×2，6×3，4×4，3×6，2×9，1×19
		256*512	8	8×1，4×2，2×4，1×8
		256*256	17	17×1，8×2，5×3，4×4，3×5，2×8，1×16
		168*168	39	39×1
		128*128	68	68×1，34×2，13×5，11×6，8×8，6×11，5×13，2×33，1×62...
	240Hz	768*432	1	1×1
		640*360	2	2×1，1×2
		480*270	4	4×1，2×2，1×4
		384*216	6	6×1，2×3，3×2，1×6
		320*180	9	9×1，4×2，3×3，2×4，1×9
		256*512	4	4×1，2×2，1×4
		256*256	8	8×1，4×2，2×4，1×8
		168*168	19	19×1，9×2，6×3，4×4，3×6，2×9，1×18
		128*128	34	34×1，17×2，11×3，8×4，6×5，5×6，4×8，3×10，2×16，1×31

Note: The specifications above apply to standard cabinets. For details on other cabinets, consult technical support.

07 DEVICE SPECIFICATIONS

Product Information	
Series	Universe
Model	U15 Max
Input Specifications	
Max. input boards	30
Max. inputs	60× 4K@60Hz / 120× 2K@60Hz
Output Specifications	
Max. output boards	20
Max. outputs	40× 4K@60Hz / 120× 2K@60Hz
Max. load for LED screens– 1G Ethernet port	262 million pixels
Max. load for LED screens– 5G Ethernet port	472 million pixels
Max. load for LED screens– 10G fiber port	520 million pixels
Max. LCD displays–HDMI 2.0 port	40
Max. LCD displays–HDMI 1.4 port	80
Max. LCD displays–HDMI 1.3 port	120
Max. LCD displays–DVI port	80
Number of Layers	
Max. layers	320
Physical Dimensions (WxHxD)	
Device	482.6mm (19.0'') x 666.0mm (26.0'') x 535.2mm (21.1'') (excluding rubber feet)
Packaging	678.0mm (26.7'') x 842.0mm (33.1'') x 643.0mm

	(25.3'')	
Weight		
Net	40.9kg (90.17lbs)	
Gross	59.6kg (131.40lbs)	
Electrical Parameters		
Power supply	Power input: AC 100–240V, 50/60Hz Power consumption: 1300W Power supplies: • 2× included (both required for operation) • 2× optional (for redundancy)	
Max. power consumption	1000W	
Operating Environment		
Temperature	10℃~45℃ (50°F~113°F)	
Humidity	0%RH-85%RH, non-condensing	
Storage Environment		
Temperature	-10℃~60℃ (14°F~140°F)	
Humidity	0%RH-95%RH, non-condensing	
Placement Requirement		
This device can only be placed horizontally. Do not invert the device or place it vertically.		
Others		
Noise level (typical at 25℃/77°F)		< 45 dB(A)
Accessories	U15 Max Video Splicer	1PC
	Quick Start Guide	1PC
	Warranty Card	1PC
	Certificate	1PC
	Gigabit Ethernet Cable	1PC

	Power Cord	2PCS to 4PCS (Additional cords provided with optional power supplies)
	Brush	1PC
	Grounding Cable	1PC
	HDMI 2.0 Cable	1PC (Additional cables provided with optional boards)
	DP 1.2 Cable	1PC (Additional cables provided with optional boards)
	DVI Cable	1PC (Additional cables provided with optional boards)

08 INSTALLATION

8.1 Chassis Handling

- Always have two or more people to move the chassis.
- Use the front handles and side lifting handles when carrying the chassis.
- Lift and place the chassis slightly to prevent damage.

Warning:
Always disconnect power before installation, maintenance, or handling.

8.2 Rack Mounting

- Install the chassis at the bottom of the rack.
- Ensure the rack has a support shelf to hold the chassis. (Optional: Remove the four chassis feet for a stable fit if necessary.)
- Secure all rack ears and rails with screws.

⚠ Warning:
Always disconnect power before installation, maintenance, or handling.

09 SIX PRINCIPAL VIEWS

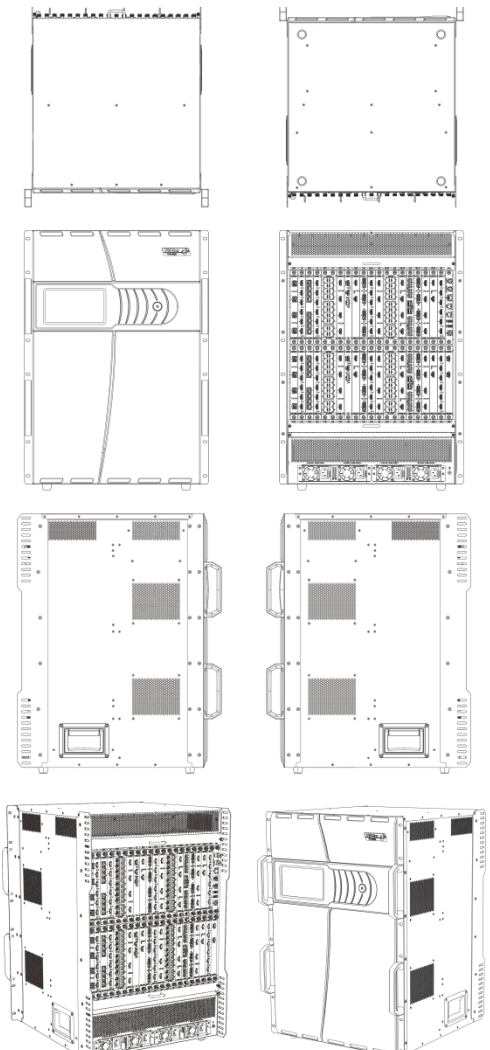

10 REFERENCE DIMENSIONS

Unit: mm

Tolerance: ±0.2mm

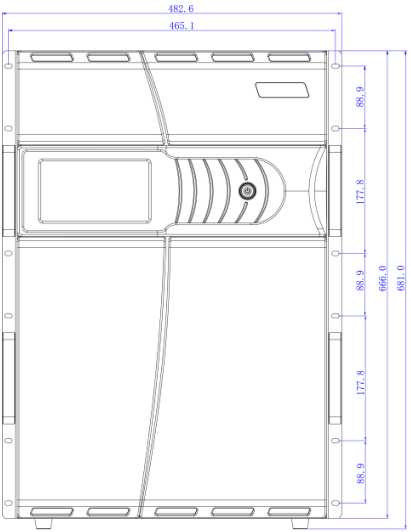



11 STATEMENTS

11.1 Certifications

CCC, CE, UKCA, FCC, IC, CB, cTUVus, KC, RCM, EAC, RoHS, REACH

Note: If the product does not have the relevant certifications required by the countries or regions where it is to be sold, please contact Colorlight to confirm or address the problem as soon as possible. Otherwise, the customer shall be responsible for the legal risks or Colorlight has the right to claim compensation.

11.2 Legal Statement

Copyright © 2025 Colorlight Cloud Tech Ltd. All rights reserved.

No part of this document may be copied, reproduced, transcribed, or translated without the prior written permission of Colorlight Cloud Tech Ltd., nor be used for any commercial or profit-making purposes in any form or by any means.

Colorlight The logo is a registered trademark of Colorlight Cloud Tech Ltd.

Without written permission of the company or the trademark owner, no unit or individual may use, copy, modify, distribute, or reproduce any part of the above and other Colorlight trademarks in any way or for any reason, nor bundle them with other products for sale.

Due to possible changes in product batches and production processes, the text and pictures in the document may be adjusted and revised to match accurate product information, specifications, and features. Colorlight may make improvements and changes to this document without prior notice. Please refer to the actual product.

Thank you for choosing Colorlight Cloud Tech Ltd product. If you have any questions or suggestions during use, please contact us through official channels. We will do our utmost to provide support and listen to your valuable suggestions. For more information and updates, please visit www.colorlightinside.com or scan the QR code.

Colorlight

Official Website

Colorlight Cloud Tech Ltd

Service Phone：4008 770 775
Official Website：www.colorlightinside.com
Head Office Address: 37F-39F, Block A, Building 8, Zone C, Phase III,
Vanke Cloud City, Xili Street, Nanshan District, Shenzhen, China